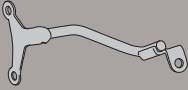
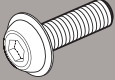






A4104 - KA4104

ATTACCHI SPECIFICI - SPECIFIC FITTING KIT - KIT DE MONTAGE SPECIFIQUE - SPEZIFISCHER MONTAGEKIT - ANCLAJE ESPECÍFICO

KAWASAKI ER-6n 2012

N°	Descrizione	Caratteristiche	Codice	Quantità	
1	Supporto - Support - Support Halteung - Soporte	-	-	2 (Dx,Sx)	
2	Vite - Screw Vis - Schraube Tornillo	TBEIFN M6x16mm	-	4	
3	Rondella in Nylon - Nylon washer Rondelle original en Nylon - Nylonscheibe Arandela de Nylon	-	Z1979	4	
4	Rondella in gomma originale - Original rubber washer Rondelle original en gomme - Original gummischeibe Arandela original de goma	-	ORONG	4	
5	Dado - Bolt - Erou Mutter - Tuerca	Auto bloccante flangiato M6	-	4	
6	-	-	-	-	
7	Componenti Originali Original Parts Parties Originales Original Bauteile Componentes Originales	-	-	-	

A4104 - KA4104

ATTACCHI SPECIFICI - SPECIFIC FITTING KIT - KIT DE MONTAGE SPECIFIQUE - SPEZIFISCHER MONTAGEKIT - ANCLAJE ESPECÍFICO

KAWASAKI ER-6n 2012

